

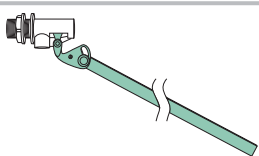

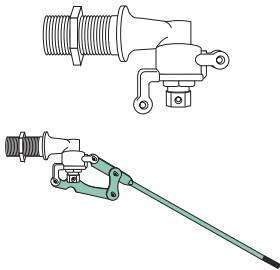

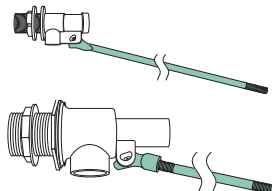

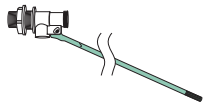

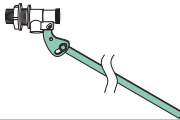

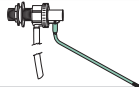

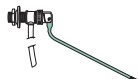



***RUBINETTI A GALLEGGIANTE e SFERE
FLOAT VALVES & FLOAT BALLS***

ESSETI

Pressioni massime raccomandate

Recommended maximum pressures

		Rubinetto a galleggiante Float valve	Sfera Float Ball	Pressione massima Max pressure atm
320 A				
		320A-1/2"	295-120	8
		320A-3/4"	295-120	8
		320A-1"	295-150	7
		320A-1"1/4	295-180	4
		320A-1"1/2	295-220	4
		320A-2"	295-220	3
274 A				
		274A-3/8"	291-90	5
		274A-1/2"	291-90	3
		274A-3/4"	295-120	2
		274A-1"	295-150	2
		274A-1"1/4	295-180	1
		274A-1"1/2	295-220	1
		274A-2"	295-220	1
		274A-2"1/2	295-300	1
		274A-3"	295-300	1
		274A-4"	295-300	1
104 A				
		104A-1/2"	296-4"1/2	10
		104A-3/4"	296-4"1/2	10
		104A-1"	296-5"1/2	8
		104A-1"1/4	296-8"	4
		104A-1"1/2	296-8"	4
		104A-2"	296-8"	3
106 A				
		106A-1/2"	296-4"1/2	10
		106A-3/4"	296-4"1/2	10
		106A-1"	296-5"1/2	8
103A				
		103A-1/2"	295-120	10
		103A-3/4"	295-120	10
		103A-1"	295-150	8
110A				
		110A-3/8"	291-90	4
		110A-1/2"	291-90	4
215 A				
		215A-3/8"	291-90	4
		215A-1/2"	291-90	4

PANE DI OTTONE (parti pressofuse) - BRASS BREADS (die-cast parts)

Denominazione commerciale - Commercial name: **DELTA C** (OT58)

Composizione chimica - Chemical composition:

Cu	Pb	Ni (max)	Fe (max)	Mn (max)	Sn (max)	Si (max)	Al	As	Zn
58,5-59,5	1,8-2,5	0,6	1,0	0,3	1,2	0,05	0,4-0,8	--	--
Densità Density	Conduttività elettrica Electrical conductivity	Ritiro lineare Linear withdrawal	Punto di fusione Melting point	Temperatura colata Strain temperature	Carico rottura a trazione Loaded breach to traction	Allungamento	Durezza Brinell Brinell Hardness		
8.45 Kg/dm ³	21	1.9 - 2 %	850 °C	980 - 1080 °C	390 - 440 N/mm ²	22 - 25%	90 - 100 HB		

BARRA TRAFILATA (lavorazioni di torneria) - DRAWN BAR (automatic lather-worked parts)

Norma - Norm: **UNI EN 12164 CW614N**

Legga - Alloy: **CW 614 N** (OT58)

Composizione chimica - Chemical composition:

Cu	Pb	Ni (max)	Fe (max)	Mn (max)	Sn (max)	Si (max)	Altro Others (max)	Zn
57 - 59	2,3 - 3,2	0,3	0,3	0,3	0,3	0,05	0,2	Resto Rests

BARRA ESTRUSA (stampaggio a caldo) - EXTRUDED BAR (hot-pressed parts)

Norma - Norm: **UNI EN 12165 CW617N**

Legga - Alloy: **CW 617 N** (OT58)

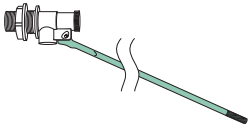
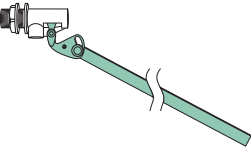
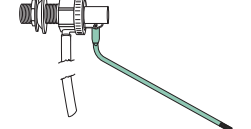
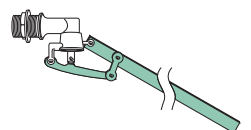
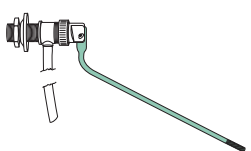

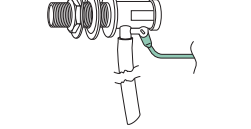
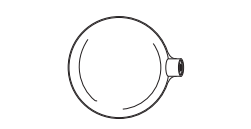
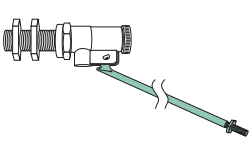
Composizione chimica - Chemical composition:

Cu	Pb	Ni (max)	Fe (max)	Mn (max)	Sn (max)	Si (max)	Altro Others (max)	Zn
57 - 59	1,6 - 2,5	0,3	0,3	0,3	0,3	0,05	0,2	Resto Rests

GUARNIZIONI - RUBBERS Materiale - Material: **EPDM 65 SH**

VALVOLINI E TENUTE IN PLASTICA - PLASTIC PISTONS AND SEAT; Materiale - Material: **PP FV10** Polipropilene caricato fibra vetro 10% - Polypropylene 10% glass filled

SFERE IN PLASTICA - PLASTIC FLOAT BALLS Materiale - Material: **SOLVAY ELTEX B 5520** Polietilene alta densità - High density polyethylene

	tipo Sicilia <i>Sicily model</i>	4
	per uso idraulico e industriale <i>for hydraulic and industrial uses</i>	6
	modello Italiano <i>Italian model</i>	5 7
	modello 5 copiglie <i>5 pins model</i>	5 11 - 12
	per cassetta di scarico <i>for closet tank in the wall</i>	8 - 10
	per ceramiche con entrata dal fondo <i>for ceramics with bottom inlet</i>	13 - 14
	modelli Francesi <i>Francaises modèles</i>	16
	sfere <i>Float balls</i>	17 - 19
	modelli Inglesi - British standard <i>English models - British standard</i>	20 - 27

Versioni
Versions

Codice
Code

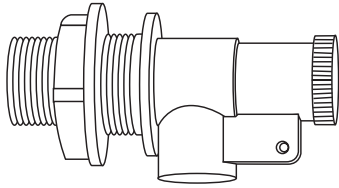
Descrizione
Description

Misura
Size

€
Prezzo
Price

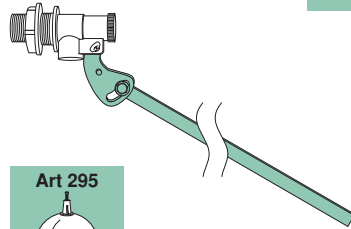
Art. 103

Art. 106



Rubinetti a galleggiante
BS "Tipo Sicilia" con tappo in ottone
stampati in OT 58.
- Sede di tenuta in ottone

BS English Model "Tipo Sicilia"
with brass plug
hot pressed in brass.
Brass seat



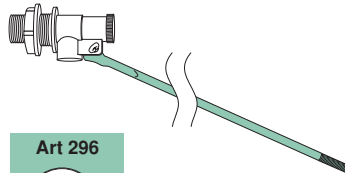
Art 295



103 A

Asta regolabile piatta
in OT 58
Flat and adjustable arm

1/2
3/4
1"



Art 296



106 A

Asta fissa tonda con
filetto 5/16
Round and fixed arm
with 5/16 thread

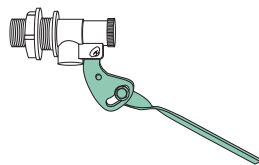
1/2
3/4
1"

Corpo nichelato
Asta fissa tonda con
filetto 5/16

Nichel plated body
Round and fixed arm
with 5/16 thread

1/2
3/4
1"

106 AN



Art 298

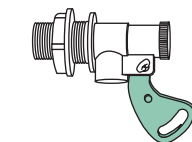


103 S

Asta corta regolabile
piatta in OT 58
Per abbeveratoio
Flat, short and adjustable arm
For drinking trough

1/2
3/4
1"

103 P



Art 299



Senza asta, da abbinare
alla sfera Art. 299
Without arm, to use with
ball Art. 299

1/2
3/4
1"

Art. 910 A

Tubo silenziatore in PVC
adatto ad Art. 103 e 106.
PVC silencer pipe for Art. 103 and 106

Per Art.
103-106 da: **Prezzo**
Price

For Art.
103-106 size

1/2 e 3/4 **0,26**

1" **0,31**



910 A

2
3

Per Art. 103-106 da:
For Art. 103-106 size:

1/2 e 3/4

1"

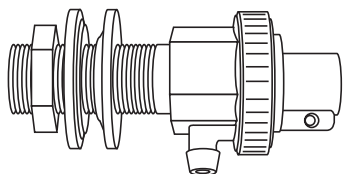
Versioni
Versions

 Codice
Code

 Descrizione
Description

 Misura
Size

 €
Prezzo
Price

Art. 210 CATIS


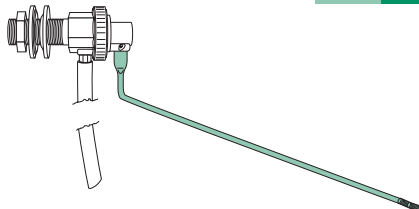
**Rubinetti a galleggiante
silenziosi, nichelati.**
- Sede di tenuta inox.
- Tubetto silenziatore.

*Silent and nickered float valves.
Stainless steel seat and silencer pipe.*

Art 291



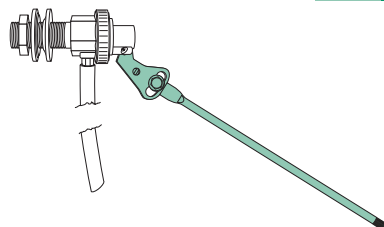
210 A



Asta fissa
Fixed arm

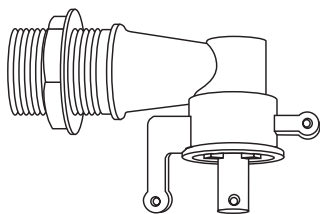
 3/8
1/2

210 B



Asta regolabile
Adjustable arm

 3/8
1/2

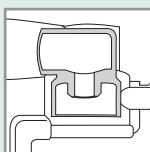
Art. 278


**Rubinetti a galleggiante, "5 copiglie"
stampati OT 58.**

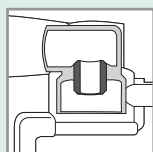
*"5 pins" float valves,
hot pressed in brass.*

Tipo A

Sede di tenuta in
ottone.
Brass seat.


Tipo B

Sede di tenuta
inox.
*Stainless steel
seat.*



Art 291



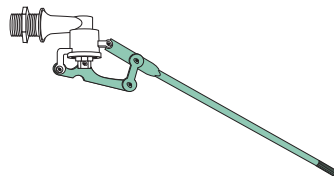
Art 293



Art 295



278 A1



Sede di tenuta in ottone
Asta tonda con filetto
per sfera 1/4
Brass seat
Round arm with
1/4 thread

 3/8
1/2

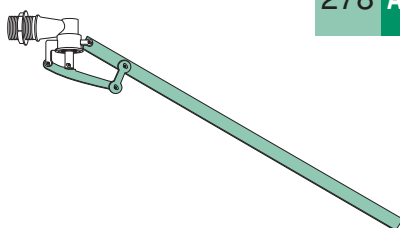
278 B1



Sede di tenuta inox
Asta tonda con filetto
per sfera 1/4
Stainless steel seat
Round arm with
1/4 thread

 3/8
1/2

278 A2



Sede di tenuta in ottone
Asta piatta per sfere
con scorrevole
Brass seat
Flat arm

 3/4
1"

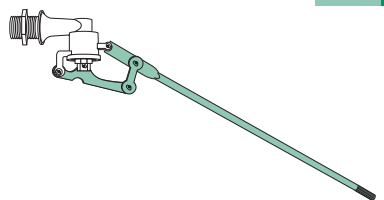
278 B2



Sede di tenuta inox
Asta piatta per sfere
con scorrevole
Stainless steel seat
Flat arm

 3/4
1"

278 A4



Sede di tenuta in ottone
Asta tonda lunga 250 mm.
con filetto per sfera 1/4
Brass seat
250 mm. round arm with
1/4 thread

 3/8
1/2

278 B4

Sede di tenuta inox
Asta tonda lunga 250 mm.
con filetto per sfera 1/4
Stainless steel seat
250 mm. round arm with
1/4 thread

 3/8
1/2

Versioni
Versions

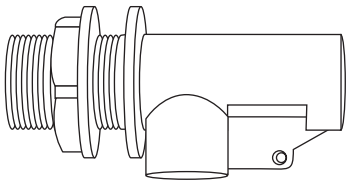
Codice
Code

Descrizione
Description

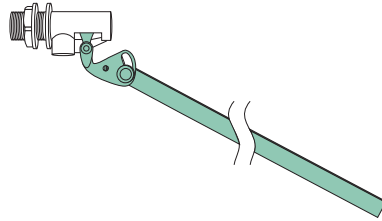
Misura
Size

€
Prezzo
Price

Art. 320



320 A



Sede di tenuta in ottone
Asta piatta
Brass seat
Flat arm

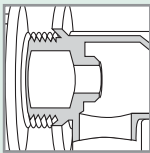
1/2
3/4
1"
1" 1/4
1" 1/2
2"

Rubinetti a galleggiante per usi industriali-idraulici, stampati in OT 58.

Float valves for industrial and hydraulic uses, hot-pressed in brass.

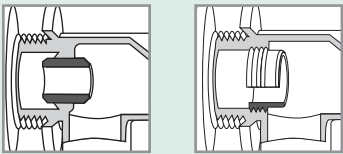
Tipo A

Sede di tenuta in ottone.
Brass seat.



Tipo B

Sede di tenuta acciaio inox.
Stainless steel seat.



Art 295



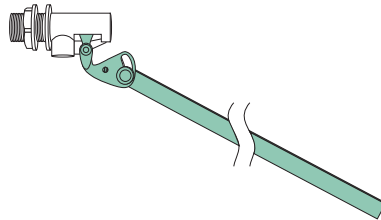
Art 297



Art 300



320 B



Sede di tenuta anticorrosiva
Asta piatta
Anticorrosion seat
Flat arm

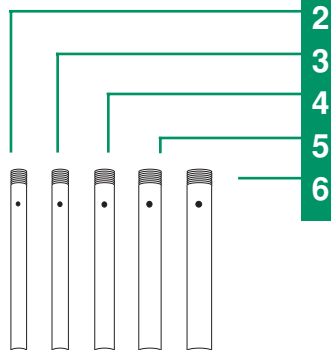
1/2
3/4
1"
1" 1/4
1" 1/2
2"

Art. 910 B

Tubo silenziatore in PVC adatto ad Art. 320.

PVC silencer pipe for Art. 320.

910 B



Per Art. 320 da:
For Art. 320 size:

1/2 e 3/4
1"
1" 1/4
1" 1/2
2"

Versioni
Versions

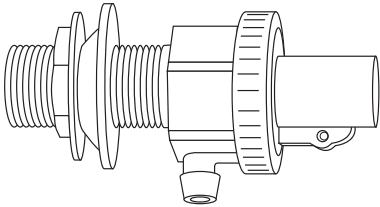
 Codice
Code

 Descrizione
Description

 Misura
Size

 €
Prezzo
Price

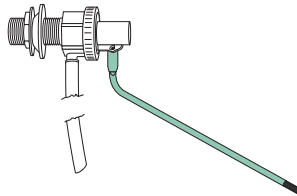
Art. 110



Rubinetti a galleggiante
silenziosi, nichelati.
- Sede di tenuta inox.
- Tubetto silenziatore.

*Silent and nickeled float valves.
Stainless steel seat and silencer pipe.*

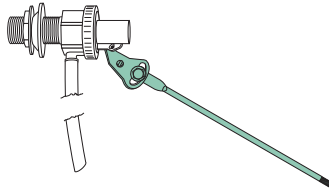
110 A



Asta fissa
Filetto per sfera 1/4
Fixed arm
1/4 thread

 3/8
1/2

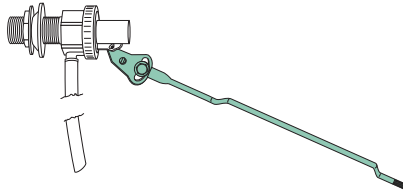
110 B



Asta regolabile
Filetto per sfera 1/4
Adjustable arm
1/4 thread

 3/8
1/2

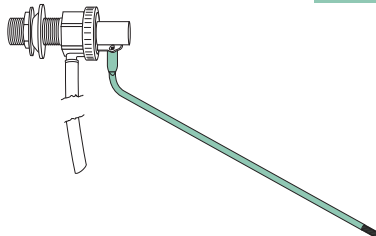
110 C



**Asta regolabile tonda
per cassette a zaino**
Filetto per sfera 1/4
*Round and adjustable arm
for rucksack tanks*
1/4 thread

 3/8
1/2

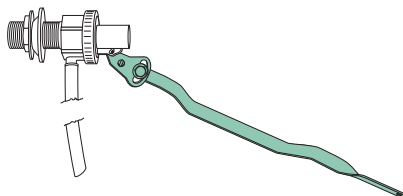
110 D



**Asta fissa tonda
lunga 250 mm.**
Filetto per sfera 1/4
250 mm.
round and fixed arm
1/4 thread

 3/8
1/2

110 H



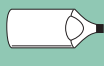
**Asta regolabile piatta
per cassette a zaino**
*Flat and adjustable arm
for rucksack tanks*

 3/8
1/2

Art 291



Art 302



Versioni
Versions

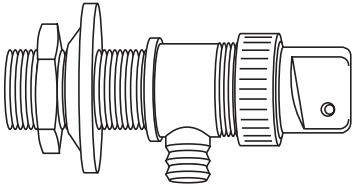
Codice
Code

Descrizione
Description

Misura
Size

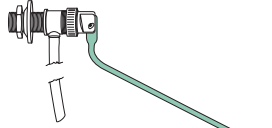
€
Prezzo
Price

Art. 215



Rubinetti a galleggiante in barra silenziosi.
- Sede di tenuta inox.
- Tubetto silenziatore.

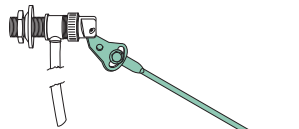
*Silent float valves made in brass bar.
Stainless steel seat and silencer pipe.*



215 **A**

Asta fissa
Fixed arm

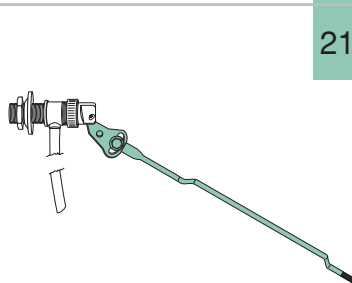
3/8
1/2



215 **AN**

**Asta fissa
Nichelato**
*Fixed arm
Nickel plated*

3/8
1/2



215 **C**

Asta regolabile
Adjustable arm

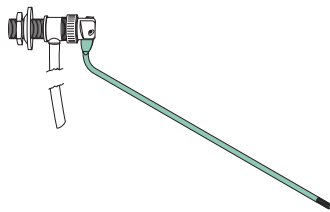
3/8
1/2

**Asta regolabile
Nichelato**
*Adjustable arm
Nickel plated*

3/8
1/2

**Asta regolabile tonda
per cassette a zaino**
*Round and adjustable arm
for rucksack tanks*

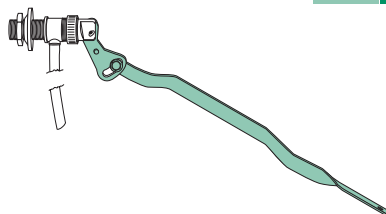
3/8
1/2



215 **D**

**Asta fissa tonda
lunga 250 mm.**
*250 mm. round and
fixed arm*

3/8
1/2



215 **H**

**Asta regolabile piatta
sagomata
per cassette a zaino**
*Flat and adjustable arm
for rucksack tanks*

3/8
1/2

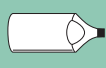
Art 291



Art 295 ø 90



Art 302



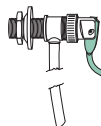
Versioni
Versions

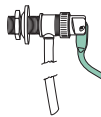
 Codice
Code

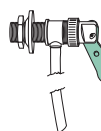
 Descrizione
Description

 Misura
Size

 €
Prezzo
Price

Art. 215

215 E
**Asta fissa tonda
lunga mm. 315
senza filetto**
*315 mm. round and
fixed arm
without thread*

 3/8
1/2

215 F
**Asta fissa tonda sagomata
per cassette a zaino
lunga mm. 280**
*Round and fixed arm
for rucksack tanks
length: 280 mm.*

 3/8
1/2

215 G
**Asta regolabile piatta
diritta**
*Flat, straight and
adjustable arm*

 3/8
1/2

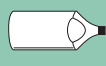
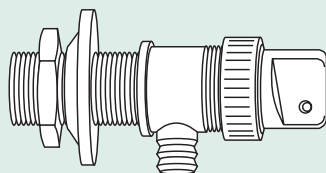
Art 291



Art 295 ø 90



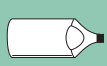
Art 302


Art. 216

**Rubinetti a galleggiante in barra "silenziosi".
- Sede di tenuta inox.**
*Robinet flotteur "silencieux"
- Siège inox*

Art 291

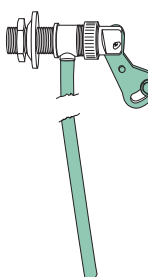


Art 302



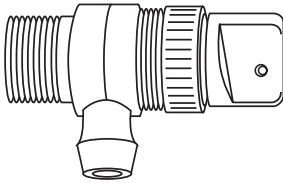
Art 295 ø 90


216 D
**Asta fissa 250 mm.
Filetto 1/4
Gambo lungo 35 mm.**
*Tige fixe, longue 250 mm.
Filet 1/4
Mamelon longe 35 mm.*

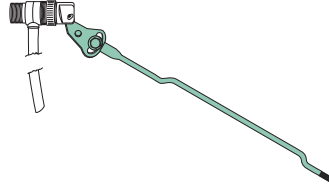
 3/8
1/2

216 G
**Asta regolabile,
piatta, diritta
Gambo lungo 35 mm.**
*Tige réglable, plat, droit
Mamelon longe 35 mm.*

 3/8
1/2

Art. 220 "Pucci"



220 **A**



**Asta tonda regolabile
in OT 63, sagomata
per cassette a incasso**
*Round and adjustable arm
for wall tanks*

3/8

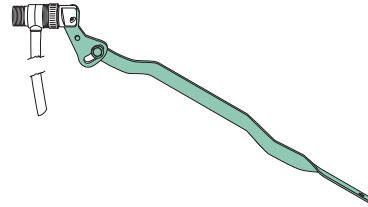
**Rubinetti a galleggiante silenziosi
per cassette ad incasso.
- Sede inox.**

*Silent float valves for tanks in the wall.
Stainless steel seat.*

Art 291



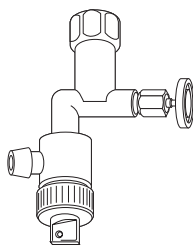
220 **B**



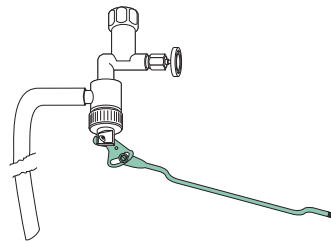
**Asta piatta regolabile,
sagomata
per cassette a incasso**
*Flat and adjustable arm
for wall tanks*

3/8

Art. 224 "Dora"



224 **A**



**Asta tonda regolabile
sagomata
Regolatore di flusso
Sede inox**
*Round, adjustable and
moulded arm
Flux adjustment valve
Stainless steel seat*

3/8 Femmina

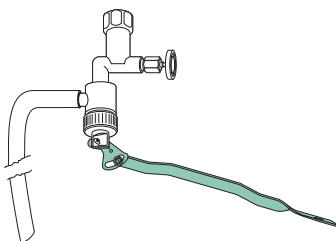
**Rubinetti a galleggiante
per cassette ad incasso.**

Float valves for tanks in the wall.

Art 291



224 **B**



**Asta piatta regolabile
sagomata
Regolatore di flusso
Sede inox**
*Flat, adjustable and
moulded arm
Flux adjustment valve
Stainless steel seat*

3/8 Femmina

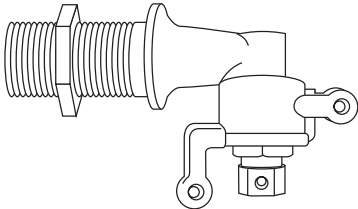
Versioni
Versions

 Codice
Code

 Descrizione
Description

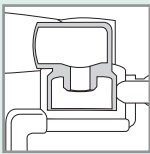
 Misura
Size

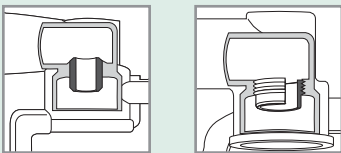
 €
Prezzo
Price

Art. 274

**Rubinetti a galleggiante
"5 copiglie", pressofusi.**

 "5 pins" float valves
die cast in brass.

Tipo A

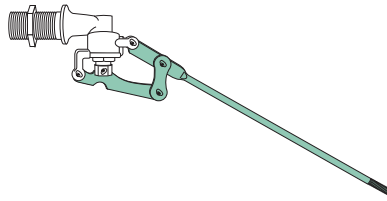
 Sede di tenuta in
ottone.
Brass seat.

Tipo B

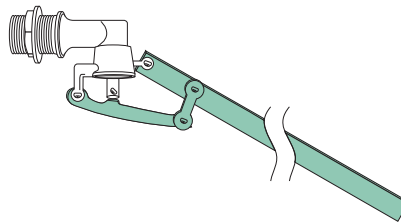
 Sede di tenuta
acciaio inox.
Stainless
steel seat.

Art 291

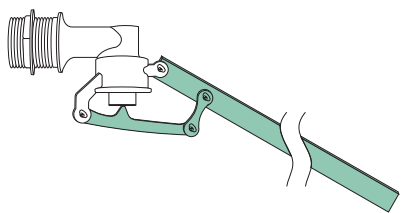
Art 293

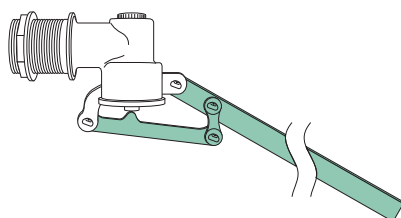
Art 295

Art 297

Art 300

274 A1
**Sede di tenuta in ottone
Asta tonda OT 63 con
filetto per sfera 1/4**
*Brass seat
Round arm with
1/4 thread*

 3/8
1/2

274 B1
**Sede di tenuta inox
Asta tonda OT 63 con
filetto per sfera 1/4**
*Stainless steel seat
Round arm with
1/4 thread*

 3/8
1/2

274 A2
**Sede di tenuta in ottone
Asta piatta per sfere
con scorrevole**
*Brass seat
Flat arm*

 3/4
1"

274 B2
**Sede di tenuta inox
Asta piatta per sfere
con scorrevole**
*Stainless steel seat
Flat arm*

 3/4
1"

274 A3
**Sede di tenuta in ottone
Asta piatta per sfere
con scorrevole**
*Brass seat
Flat arm*

 1" 1/4
1" 1/2
2"

274 B3
**Sede di tenuta in
acciaio inox
Asta piatta per sfere
con scorrevole**
*Stainless steel seat
Flat arm*

 1" 1/4
1" 1/2
2"

274 A3
**Sede di tenuta in ottone
Asta piatta per sfere
con scorrevole
Codolo con filetto gas
o NPT americano**
*Brass seat
Flat arm
Inlet shank with
english or american thread*

 2" 1/2
3"
4"

in Bronzo

Versioni
Versions

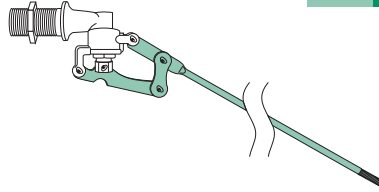
Codice
Code

Descrizione
Description

Misura
Size

€
Prezzo
Price

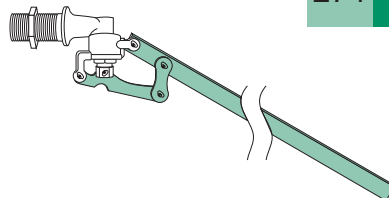
Art. 274



274 A4

Sede di tenuta in ottone
Asta tonda OT 63
lunga mm. 250 con
filetto per sfera 1/4
Brass seat
250 mm. round arm with
1/4 thread

3/8
1/2



274 B4

Sede di tenuta inox
Asta tonda OT 63
lunga mm. 250 con
filetto per sfera 1/4
Stainless steel seat
250 mm. round arm with
1/4 thread

3/8
1/2

274 A6

Sede di tenuta in ottone
Asta piatta 2x10 OT 58
Brass seat
2x10 mm. flat arm

3/8
1/2

274 B6

Sede di tenuta inox
Asta piatta 2x10 OT 58
Stainless steel seat
2x10 mm. flat arm

3/8
1/2

Art 291



Art 293



Art 295



Art 297



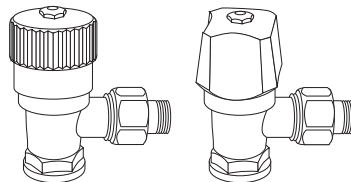
Art 300



Art. 118

Rubinetti a squadra per cassetta.
- Cromati.

Angle cock for tanks.
Chrome-plated.



118 A

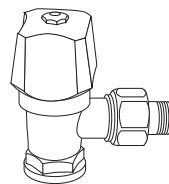
Maniglia in plastica
Raccordo per attacco
da 3/8
Plastic handle
Pipe-fitting: 3/8

3/8
1/2

118 B

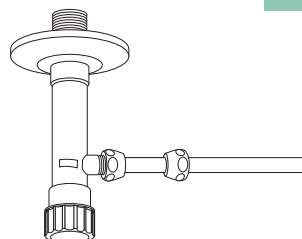
Maniglia in ottone
Raccordo per attacco
da 3/8
Brass handle
Pipe-fitting: 3/8

3/8
1/2



118 C

Maniglia in plastica
con tubetto prolunga
regolabile
Plastic handle
Pipe-fitting: 3/8



Versioni
Versions

 Codice
Code

 Descrizione
Description

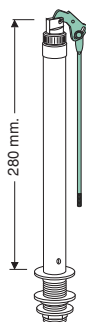
 Misura
Size

 €
Prezzo
Price

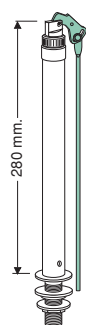
Art. 315 SIPHONIC

Rubinetti "Siphonic" silenziosi.
- Entrata dal fondo.
- Sede di tenuta inox.

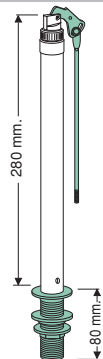
Silent "Siphonic" valves.
Bottom inlet.
Stainless steel seat


315 A1

"Siphonic" standard
Asta con filetto 1/4
*"Siphonic" standard
Arm with 1/4 thread*

 3/8
1/2

315 A2

"Siphonic" standard
Asta lunga senza filetto
*"Siphonic" standard
Long arm without thread*

 3/8
1/2

315 A3

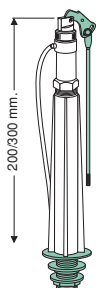
"Siphonic" standard
Asta lunga 250 mm. con
filetto 1/4
*"Siphonic" standard
250 mm. fixed arm 1/4
thread*

 3/8
1/2

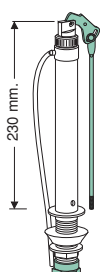
315 AR

"Siphonic"
a gambo lungo 80 mm.
per "Aretusa"
*"Siphonic" with long tail
for "Aretusa"*

1/2


315 B1

"Siphonic" in plastica,
altezza regolabile,
testa e codolo in ottone
*"Siphonic" in plastic,
adjustable in height,
Brass head and tail*

 3/8
1/2

315 V1

"Siphonic" con sfiato
con dado e ogiva
Asta con filetto 1/4
*"Siphonic" with leak
Nut and ogive included
Arm with 1/4 thread*

 1/2
5/8

Art 291



Art 302



Art 295 ø 90



Versioni
Versions

Codice
Code

Descrizione
Description

Misura
Size

€
Prezzo
Price

Art. 317-318

Colonne per entrata dal fondo.

Pipes for bottom inlet.



317 A

Colonna dritta in rame con dado per aggancio rubinetto a galleggiante da 3/8

Straight copper pipe with nut for clouping up 3/8 float valves

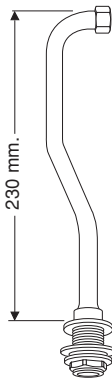
CODOLO 3/8
CODOLO 1/2

317 AR

Colonna dritta in rame ad altezza regolabile

Straight copper pipe, adjustable in height

CODOLO 3/8
CODOLO 1/2



317 B

Colonna sagomata in rame con dado per aggancio rubinetto a galleggiante da 3/8

Shaped copper pipe with nut for clouping up 3/8 float valves

CODOLO 3/8
CODOLO 1/2

317 BR

Colonna sagomata in rame ad altezza regolabile

Straight copper pipe, adjustable in height

CODOLO 3/8
CODOLO 1/2



317 C

Colonna dritta in rame con rubinetto regolazione flusso e dado per aggancio rubinetto a galleggiante da 3/8

Straight copper pipe with flux adjustment valve and with nut for clouping up 3/8 float valves

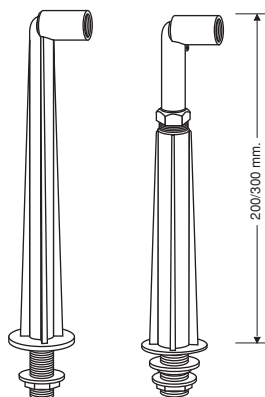
CODOLO 3/8
CODOLO 1/2

318 CR

Colonna dritta in rame ad altezza regolabile

Straight copper pipe, adjustable in height

CODOLO 3/8
CODOLO 1/2



318 A

Colonna in plastica con sede per aggancio rubinetto a galleggiante da 3/8

Plastic pipe 3/8x3/8

CODOLO 3/8

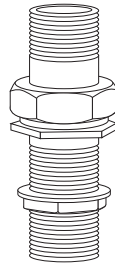
318 AR

Colonna in plastica ad altezza regolabile

Plastic pipe, adjustable in height

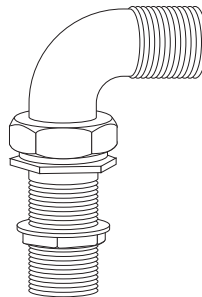
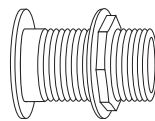
CODOLO 3/8
CODOLO 1/2

Versioni
Versions
Codice
Code
Descrizione
Description
Misura
Size

 €
Prezzo
Price
Art. 122
Raccordo diritto in ottone per cassoni.
Brass straight pipe-fitting for tanks.

122 A
Con dado e codolo diritto
With nut and straight tail

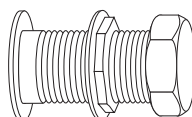
 1/2
 3/4
 1"
 1"1/4

122 C
Con dado e curva
With nut and curved tail

 1/2
 3/4
 1"

Art. 123
Raccordo piano in ottone per cassoni.
Brass even pipe-fitting for tanks.

123 A

 1/2
 3/4
 1"
 1"1/4
 1" 1/2
 2"
 3"

123 B
Con tappo
With screw plug

 1/2
 3/4
 1"
 1"1/4


Art. 401-402

Rubinetto a galleggiante "silenzioso".

Robinet flotteur "silencieux".

Versioni:
Versions:

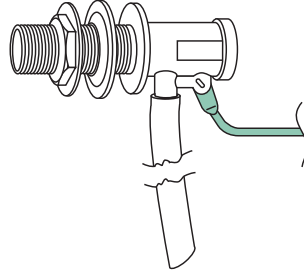
A Asta 200 mm. - filetto 1/4
Tige longue 200 mm. - filet 1/4



B Asta 250 mm. - filetto 1/4
Tige longue 250 mm. - filet 1/4



C Asta 300 mm. senza filetto
Tige longue 300 mm. sans filet pour boule passant (Art. 302)



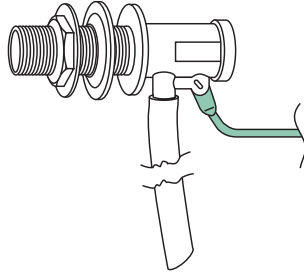
401

**Rubinetto in plastica
C/dado in plastica
Tappo in plastica
Asta in ottone: A, B o C**

*Robinet en plastique
Contre-ecrou en plastique
Bouchon en plastique
Tige en laiton: A, B, ou C*

A 3/8
A 1/2
B 3/8

A 1/2
B 1/2
C 1/2



402

**Rubinetto in ottone
C/dado in ottone
Tappo in plastica
Asta in ottone: A, B o C**

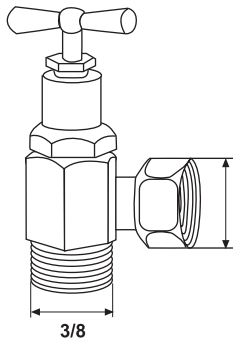
*Robinet en laiton
Contre-ecrou en laiton
Bouchon en plastique
Tige en laiton: A, B, ou C*

A 3/8
B 3/8
C 3/8

Art. 420

Rubinetto d'arresto a squadra in ottone.

Robinet d'arrêt a équerre en laiton.



420 A

Attacco 3/8Mx3/8F
*Raccordement
3/8Mx3/8F*

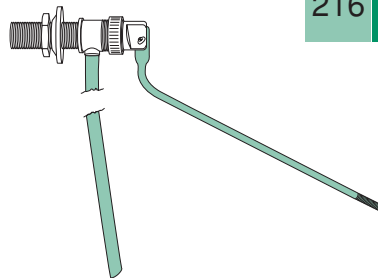
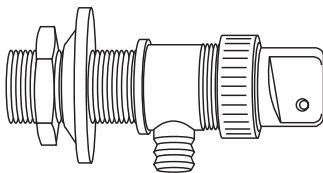
EN LAITON

420 AN

Attacco 3/8Mx3/8F
*Raccordement
3/8Mx3/8F*

NICKELISE

Art. 216



216 D

**Asta fissa 250 mm.
Filetto 1/4
Gambo lungo 35 mm.**
*Tige fixe, longue 250 mm.
Filet 1/4
Mamelon longe 35 mm.*

3/8
1/2

**Rubinetto a galleggiante in barra "silenziosi".
- Sede di tenuta inox.**

*Robinet flotteur "silencieux"
- Siège inox*

216 G

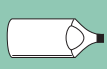
**Asta regolabile,
piatta, diritta
Gambo lungo 35 mm.**
*Tige réglable, plat, droit
Mamelon longe 35 mm.*

3/8
1/2

Art 291



Art 302



Art 295 ø 90



Versioni
Versions

 Codice
Code

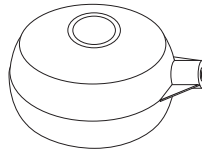
 Descrizione
Description

 Misura
Size

 €
Prezzo
Price

Art. 291

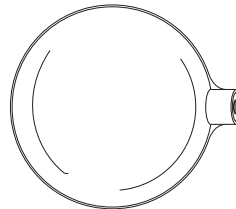
291

Sfera in plastica piatta.
Flat plastic float ball.

Filetto da 1/4
1/4 thread

ø 90

Art. 293

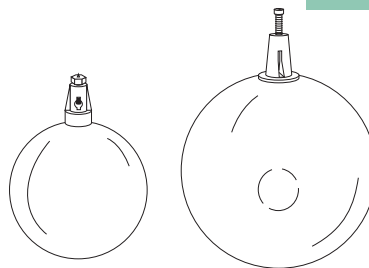
293

Sfera in plastica tonda.
Plastic float ball.

Filetto da 1/4
1/4 thread

 ø 90
ø 120
ø 150

Art. 295

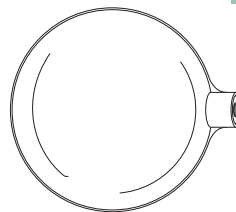
295

Sfera in plastica tonda.
Plastic float ball.

Con reggisfera scorrevole
Sliding ball-holder

 ø 90
ø 120
ø 150
ø 180
ø 220
ø 300

Art. 296

296

Sfera in plastica tonda.
Plastic float ball.

Filetto 5/16
5/16 thread

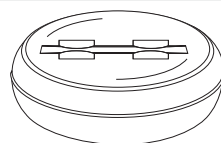
 ø 3"1/2 (85)
ø 4"1/2 (115)
ø 5" (125)
ø 6" (150)

Filetto 7/16
7/16 thread


ø 8" (200)

Art. 298

298


Per asta piatta (12x3)
For flat arm (12x3) only

ø 120

Art. 299
Sfera in plastica piatta o cilindrica.
Flat or cylindrical plastic float ball.


299

Per ingomro ridotto
For small tank

 ø 90
L=100 mm.



Versioni
Versions

Codice
Code

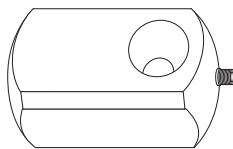
Descrizione
Description

Misura
Size

€
Prezzo
Price

Art. 302

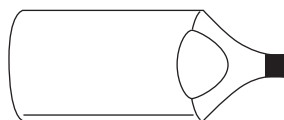
Sfera in plastica.
Plastic float ball.



302 **R**

Con reggisfera passante per asta non filettata
Passing-through ball-holder
For not-threaded arm only

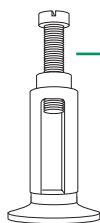
302 **C**



Con reggisfera passante per asta non filettata
Passing-through ball-holder
For not-threaded arm only

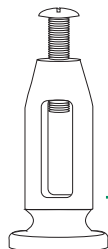
Art. 120

Reggisfera.
Ball-holder.



120 **A**

Reggisfera scorrevole per aste piatte 3x15 mm./4x18 mm.
Sliding ball-holder for flat arm
3x15 mm./4x18 mm.



120 **B**

Reggisfera scorrevole per aste piatte 6x20 mm.
Sliding ball-holder for flat arm 6x20 mm.



120 **C**

Reggisfera a nottolino
Ball-holder



Filetto 1/4W
1/4W thread

1/4 W



Filetto 5/16W
5/16W thread

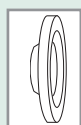
5/16 W



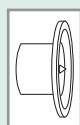
Filetto 7/16W
7/16W thread

7/16 W

Membrane in gomma



B1010



B1012



B1013

B1014

B1015

B1016

B1017

B1018

B1010

B1011

B1012

B1013

B1014

B1015

B1016

B1017

B1018

Membrana per Art. 215 e 315

Ventosa per Art. 110

Ventosa per Art. 210 Catis

Disco in gomma per 3/8 e 1/2

Disco in gomma per 3/4

Disco in gomma per 1"

Disco in gomma per 1" 1/4

Disco in gomma per 1" 1/2

Disco in gomma per 2"

Versioni
Versions

Codice
Code

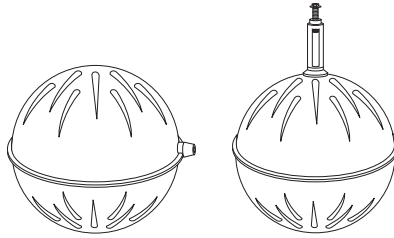
Descrizione
Description

Misura
Size

 €
Prezzo
Price

Art. 297

297

Sfera in rame tonda.
Copper float ball.

Nottolino filetto 1/4
Ball-holder 1/4 thread

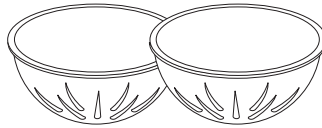
 ø 85
ø 90
ø 100

**Con reggisfera
scorrevole saldato**
*Welded sliding
ball-holder*

 ø 120
ø 150
ø 180
ø 200
ø 220
ø 250
ø 280
ø 300

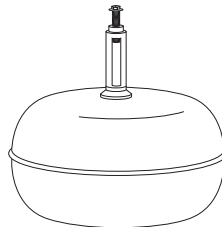
Art. 297B

297 B

Sfera in rame tonda divisa in 2 metà.
Copper float ball in two halves.

 ø 85
ø 90
ø 100
ø 120
ø 150
ø 180
ø 200
ø 220
ø 250
ø 280
ø 300

Art. 300

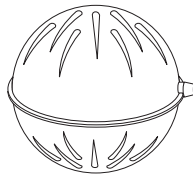
300

Sfera in rame piatta.
Flat copper float ball.

**Con reggisfera
scorrevole saldato**
*Welded sliding
ball-holder*

 ø 120
ø 150
ø 180
ø 200
ø 220
ø 250
ø 300

Art. 301

301

Sfera in rame tonda.
Copper float ball.

Con nottolino filetto 5/16
Ball-holder 5/16 thread

 ø 3"1/2 (85)
ø 4"1/2 (120)
ø 6" (150)

Con nottolino filetto 7/16
Ball-holder 7/16 thread

ø 8" (200)

Art. 301B

301 B

Sfera in rame tonda divisa in 2 metà.
Copper float ball in two halves.

 ø 3"1/2 (85)
ø 4"1/2 (120)
ø 6" (150)
ø 8" (200)

Versions

Code

Description

Size

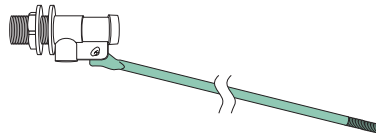
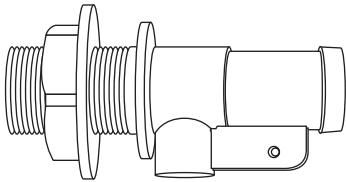
€
Price

Art. 104

104 A

Brass piston
Brass backnut
Plastic plug
10" arm with 5/16 thread

3/8
1/2
3/4
1"



LP Float valves
hot pressed in brass.

104 A

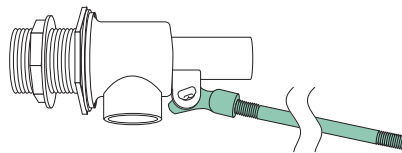
Brass piston
Brass backnut
17" arm with 7/16 thread

1"1/4
1"1/2
2"

Art 296



Art 301

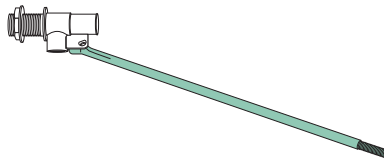
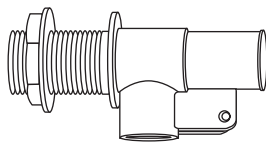


Art. 310

310 A

Brass piston
Brass backnut
10" arm ø 6 mm.
1/4 thread

3/8
1/2
3/4
1"



BS float valves
hot pressed in brass
Light Series

310 E

Brass piston
Brass backnut
10" arm ø 7,5 mm.
5/16 thread

3/8
1/2
3/4
1"

Art 296



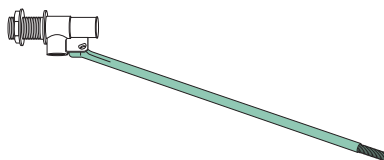
Art 301



Art 291



Art 293



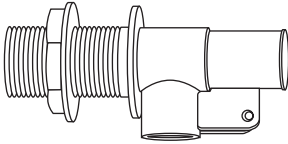
Versions

Code

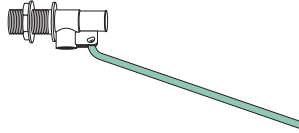
Description

Size

 €
Price

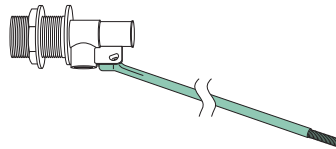
Art. 102


*BS "Moh" float valves
hot pressed in brass
Heavy Series*

102 A


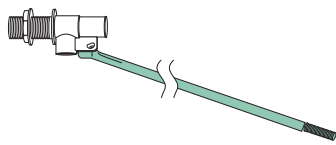
*LP low pressure
Brass seat
Brass piston
Brass backnut
10" arm
5/16 thread*

3/8
1/2
3/4
1"

102 C


*Brass piston
Brass backnut
10" arm
1/4 thread*

3/8
1/2
3/4
1"

102 D


*HP high pressure brass seat
Brass piston
Brass backnut
10" arm
5/16 thread*

3/8
1/2
3/4
1"

Art 296



Art 301



Art 291



Art 293


**Fittings for art. 102
and art. 310**

F 866

*Plug for art. 310: 3/8, 1/2
and art. 102: 3/8*


F 330

*Plug for art. 310: 3/4
and art. 102: 1/2, 3/4*


F 331

*Plug for art. 310: 1"
and art. 102: 1"*

Plastic plugs

Recommended combinations

Code

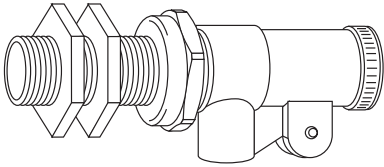
Description

Size

€
Price

Art. 101-BS1212/1

Size 1/2"



**BS1212/1 Float valve.
High pressure (HP) or low pressure (LP).**

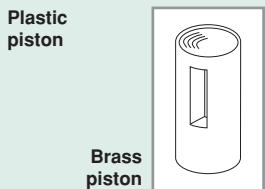
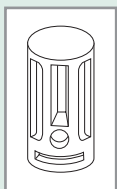
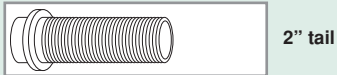
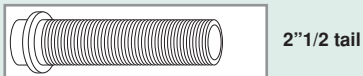

**All combinations with
below components:**



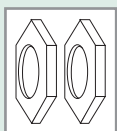
HP plastic
seat 1/8

HP brass
seat 1/8

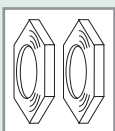
LP plastic
seat 1/4



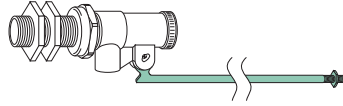
Plastic nuts



Brass nuts



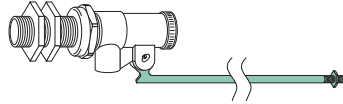
101 A1



BS1212/1-1/2"
HP plastic seat 1/8"
Plastic piston
Plastic nuts
2" tail
10" arm

1/2

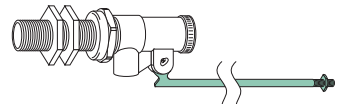
101 B1



BS1212/1-1/2"
HP plastic seat 1/8"
Brass piston
Plastic nuts
2" tail
10" arm

1/2

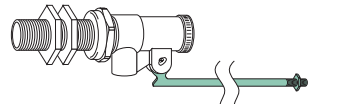
101 E1



BS1212/1-1/2"
HP plastic seat 1/8"
Plastic piston
Plastic nuts
2"1/2 tail
8" arm

1/2

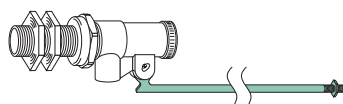
101 F1



BS1212/1-1/2"
HP plastic seat 1/8"
Brass piston
Plastic nuts
2"1/2 tail
8" arm

1/2

101 D3



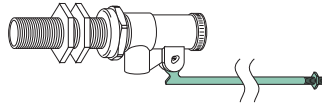
BS1212/1-1/2"
HP brass seat 1/8"
Brass piston
Brass nuts
2" tail
10" arm

1/2

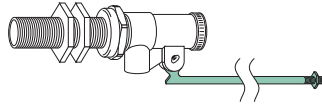
Recommended combinations
Code
Description
Size

 €
Price
101 I1
BS1212/1-1/2"
HP plastic seat 1/8"
Plastic piston
Plastic nuts
3" tail
6" arm

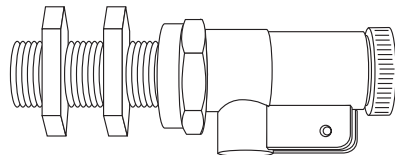
1/2


101 L1
BS1212/1-1/2"
HP plastic seat 1/8"
Brass piston
Plastic nuts
3" tail
6" arm

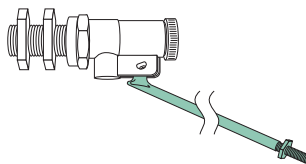
1/2


Art 296 $\varnothing 4\frac{1}{2}$

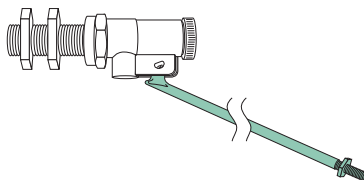
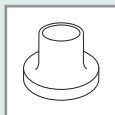
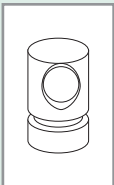
Art 301 $\varnothing 4\frac{1}{2}$

Art. 151-BS1212/1
Size 1/2" LP

151 B
BS1212/1-1/2"
LP plastic seat 3/8"
Brass piston
Plastic nuts
2" tail
10" arm

1/2


BS1212/1 Float valve.
Low pressure only.
All combinations with below components:
151 F
BS1212/1-1/2"
LP plastic seat 3/8"
Brass piston
Plastic nuts
2"1/2 tail
8" arm

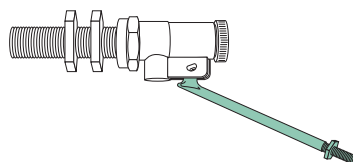
1/2


Brass piston
LP plastic seat 3/8"


- Arm like in art. 101-1/2"
- Tail like in art. 101-1/2"
- Nut like in art. 101-1/2"

151 L
BS1212/1-1/2"
LP plastic seat 3/8"
Brass piston
Plastic nuts
3" tail
6" arm

1/2


Art 296 $\varnothing 4\frac{1}{2}$

Art 301 $\varnothing 4\frac{1}{2}$


Recommended combinations

Code

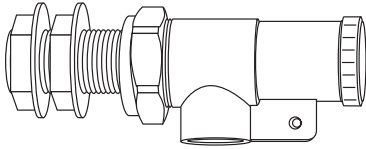
Description

Size

€
Price

Art. 101-BS1212/1

Size 3/4"-1"



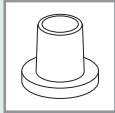
**BS1212/1 Float valve.
High pressure (HP) or low pressure (LP).**

BS1212/1-3/4"

HP plastic seat
seat 1/4"

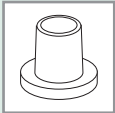


LP plastic seat
seat 3/8"

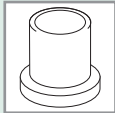


BS1212/1-1"

HP plastic seat
seat 3/8"



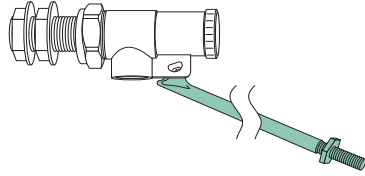
LP plastic seat
seat 7/16"



Art 296



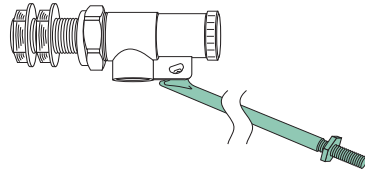
Art 301



101 B1

HP plastic seat
Brass piston
Plastic nuts
2" tail
13" arm - 5/16 thread

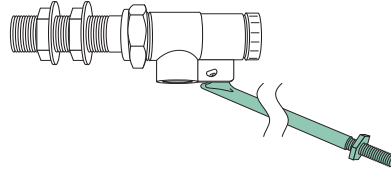
3/4 HP



101 B2

LP plastic seat
Brass piston
Plastic nuts
2" tail
13" arm - 5/16 thread

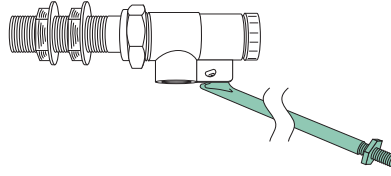
3/4 LP



101 D1

HP plastic seat
Brass piston
Brass nuts
2" tail
13" arm - 5/16 thread

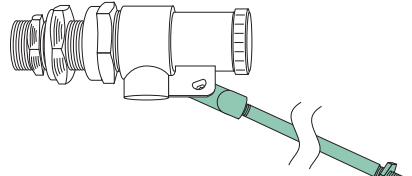
3/4 HP



101 D2

LP plastic seat
Brass piston
Brass nuts
2" tail
13" arm - 5/16 thread

3/4 LP



101 L1

HP plastic seat
Brass piston
Plastic nuts
3" tail
13" arm - 5/16 thread

3/4 HP

101 L2

LP plastic seat
Brass piston
Plastic nuts
3" tail
13" arm - 5/16 thread

3/4 LP

101 N1

HP plastic seat
Brass piston
Brass nuts
3" tail
13" arm - 5/16 thread

3/4 HP

101 N2

LP plastic seat
Brass piston
Brass nuts
3" tail
13" arm - 5/16 thread

3/4 LP

101 D1

BS1212/1-1"
HP plastic seat
Brass piston
Brass nuts
2" tail
15" arm - 7/16 thread

1" HP

101 D2

BS1212/1-1"
LP plastic seat
Brass piston
Brass nuts
2" tail
15" arm - 7/16 thread

1" LP

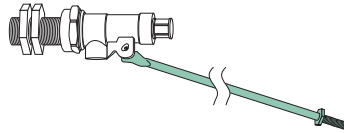
Recommended combinations
Code
Description
Size

 €
Price
Art. 330-BS1212/1
“Equilibrium”

Art 296



Art 301


330

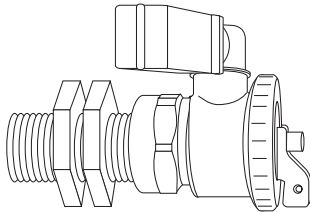
Brass

*LP brass seat 3/8”
Brass nuts
2” tail
10” arm*

1/2

*LP plastic seat 3/8”
Plastic nuts
2” tail
10” arm*

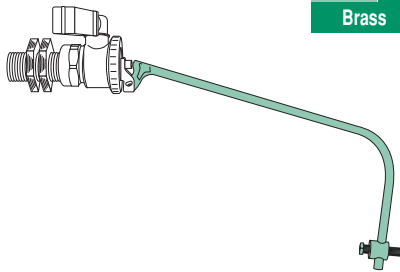
1/2

Art. 201-BS1212/2
“Diaphragm”

BS1212/2 Float valve.

Art 296



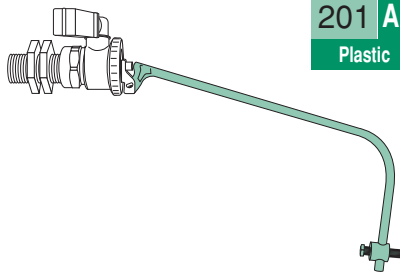
Art 301


201

Brass

B3
*HP brass seat 1/8”
Brass nuts
Brass piston
2” tail*

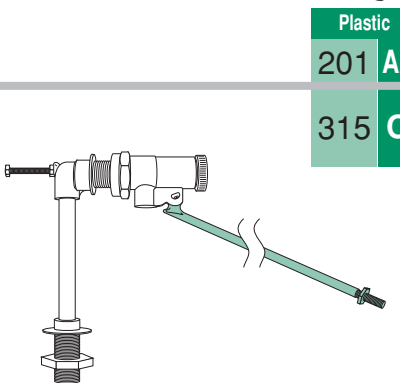
1/2


201

Plastic

A1
*HP plastic seat 1/8”
Plastic nuts
Plastic piston
2” tail*

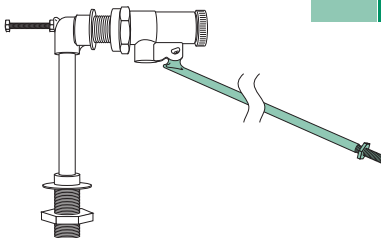
1/2


201

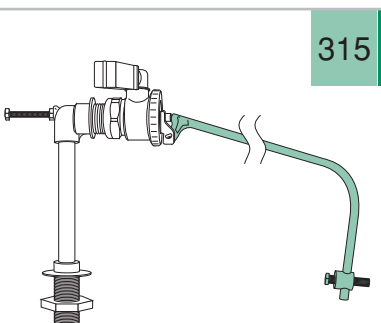
Plastic

A2
*LP plastic seat 1/4”
Plastic nuts
Plastic piston
2” tail*

1/2

Art. 315
*Elevated float valves with
copper pipe for bottom inlet.*

315
C
*BS1212/1 float valve
HP plastic seat 1/8”
Plastic piston
10” arm*

1/2


315
D
*BS1212/2 float valve
HP plastic seat 1/8”
Plastic piston*

1/2

Art 296



Art 301



Versions

Code

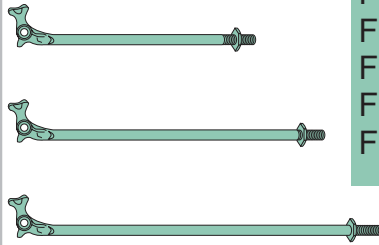
Description

Size

€
Price

Fittings for BS1212/1

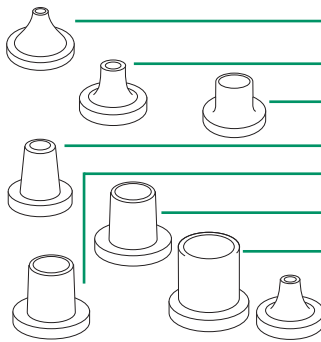
Arm with locknut



- F 877
- F 019
- F 018
- F 051
- F 864
- F 112

- 6" arm for BS1212/1-1/2"
- 8" arm for BS1212/1-1/2"
- 10" arm for BS1212/1-1/2"
- 13" arm for BS1212/1-3/4"
- 15" arm for BS1212/1-1"
- Locknut only

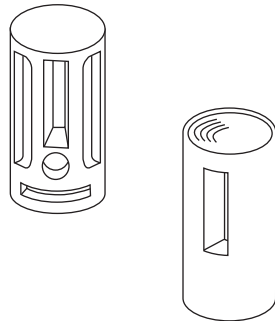
Seat



- F 338
- F 875
- F 339
- F 383
- F 901
- F 900
- F 865
- F 124

- Plastic seat:
- HP 1/8" for BS1212/1-1/2"
- LP 1/4" for BS1212/1-1/2"
- LP 3/8" for BS1212/1 LP 1/2"
- HP 1/4" for BS1212/1-3/4"
- LP 3/8" for BS1212/1-3/4"
- HP 3/8" for BS1212/1-1"
- LP 7/16" for BS1212/1-1"
- Brass seat:
- HP 1/8" for BS1212/1-1/2"

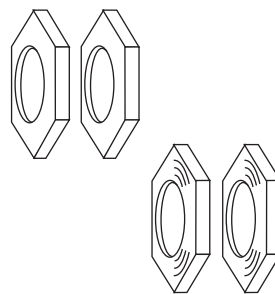
Piston with washer



- F 305
- F 315
- F 072
- F 384
- F 858

- Plastic piston for BS1212/1-1/2"
- Brass piston for BS1212/1-1/2"
- Brass piston for BS1212/1 LP 1/2"
- Brass piston for BS1212/1-3/4"
- Brass piston for BS1212/1-1"


Backnut in couples



- F 769
- F 888
- F 228
- F 233
- F 856

- Plastic backnuts
- Brass backnuts

Seat joint ring



- F 280
- F 322
- F 770

- Seat joint ring for BS1212/1-1/2"
- Seat joint ring for BS1212/1-3/4"
- Seat joint ring for BS1212/1-1"

1/2
3/4

1/2
3/4
1"

Versions

Code

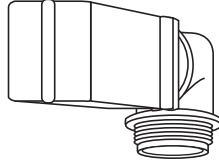
Description

Size

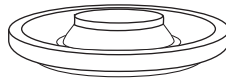
 €
Price

Fittings for BS1212/2

F 356

*Plastic discharge
assemblies for BS1212/2*

Discharge assemblies

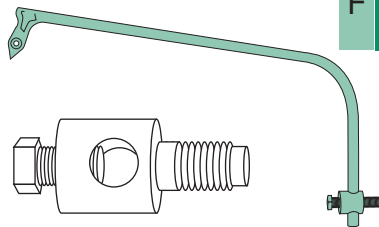
F 354

Diaphragm for BS1212/2

Diaphragm

F 023

Arm with float adjuster

F 120

Float adjuster only

Arm with float adjuster

 Seat
Backnut
Seat joint ring

 : look at **Fittings for BS1212/1**

Condizioni di vendita:

Sale conditions

Conditions de vente

Condiciones de ventas

- Sconto massimo:

Maximum discount

Escompte maximal

Descuento maximo

.....

- Trasporto merce resa:

Transport

Transport

Transporte

.....

- Imballo e confezioni:

Packing

Emballage

Empaque

.....

- Pagamento:

Payment

Paiement

Pago

.....



Mod. ZL001/11/01

ESSETI s.r.l.

25030 BRANDICO (Brescia) Italy • via E. Fermi, 64 - Tel. ++39.030.975115 • Telefax ++39.030.975891
e-mail: info@esseti-srl.com • <http://www.esseti-srl.com>